

Tennis Ball Chicks

INSTRUCTIONS: Make a fun tennis ball baby chick. Print this template and cut out eyes, beak, wings and legs. Color wings with highlighter. Attach all pieces to ball using glue dots or hot glue.

EYES
(use standard hole punch)



BEAK

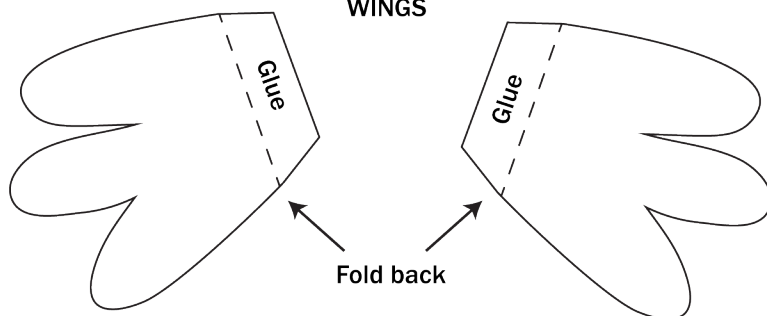


Fold in half

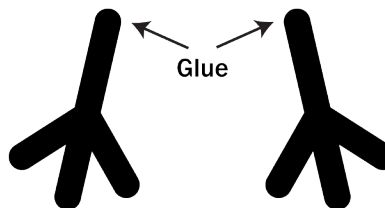


WWW.PAGINGSUPERMOM.COM
© Copyright 2013, free for non-commercial use
All other rights reserved

WINGS



LEGS



Tennis Ball Chicks

INSTRUCTIONS: Make a fun tennis ball baby chick. Print this template and cut out eyes, beak, wings and legs. Color wings with highlighter. Attach all pieces to ball using glue dots or hot glue.

EYES
(use standard hole punch)



BEAK

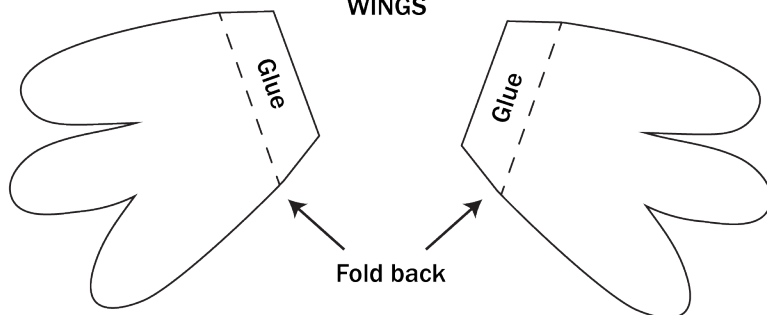


Fold in half



WWW.PAGINGSUPERMOM.COM
© Copyright 2013, free for non-commercial use
All other rights reserved

WINGS



LEGS

