



Bunny Banner

INSTRUCTIONS: Print on cardstock. Cut out ovals. Using a craft knife, make two slits near the top. Thread ribbon, twine or string through slits to make a banner.





Bunny Banner

INSTRUCTIONS: Print on cardstock. Cut out ovals. Using a craft knife, make two slits near the top. Thread ribbon, twine or string through slits to make a banner.



Bunny Banner

INSTRUCTIONS: Print on cardstock. Cut out ovals. Using a craft knife, make two slits near the top. Thread ribbon, twine or string through slits to make a banner.



WWW.PAGINGSUPERMOM.COM
© Copyright 2010, free for non-commercial use
All other rights reserved

Bunny Banner

INSTRUCTIONS: Print on cardstock. Cut out ovals. Using a craft knife, make two slits near the top. Thread ribbon, twine or string through slits to make a banner.



WWW.PAGINGSUPERMOM.COM
© Copyright 2010, free for non-commercial use
All other rights reserved