




Playing Card Symbols Garland

INSTRUCTIONS: Print out this template and trace the symbols onto black and red craft paper. Colored paper works better than printing in color because the symbols are colored on both sides. Cut out the traced symbols and sew together using a straight stitch. You can sew the symbols together horizontally or vertically.



WWW.PAGINGSUPERMOM.COM

© Copyright 2010, free for non-commercial use
All other rights reserved