
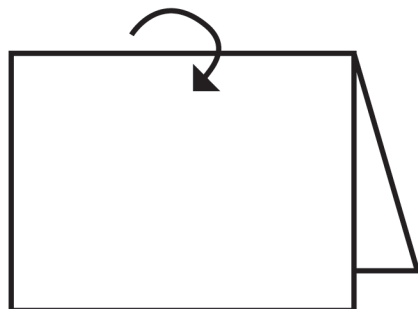


Pirate Hat Instructions

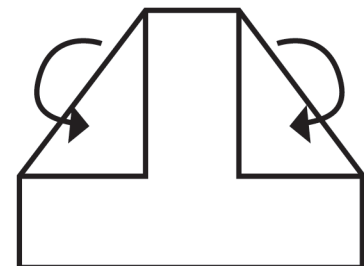
INSTRUCTIONS: Using a full sheet of newspaper, follow the folds below to create a paper pirate hat. If you don't have newspaper handy, paper grocery bags or wrapping paper may be used.



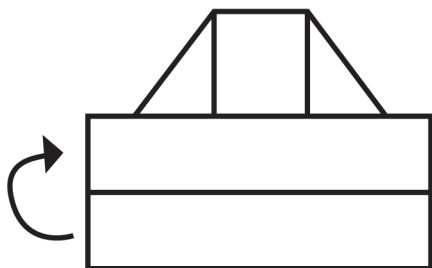
STEP 1 :: Use a full sheet of newspaper.



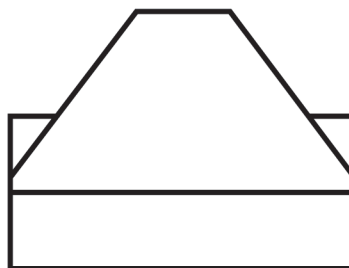
STEP 2 :: Bring the top portion of the paper down to the bottom, folding the paper in half.



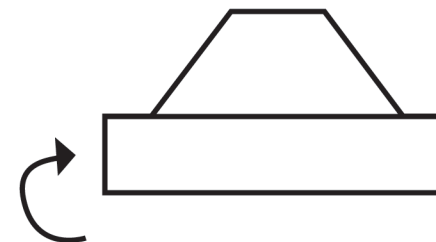
STEP 3 :: Fold the top corners down leaving a few inches of paper on the bottom uncovered.



STEP 4 :: Using only the top layer, fold the bottom of the paper up.



STEP 5 :: Turn the hat over.



STEP 6 :: Similar to STEP 4, fold the bottom portion of the paper up to complete the hat.



WWW.PAGINGSUPERMOM.COM

© Copyright 2010, free for non-commercial use
All other rights reserved