


DIY Valentine Banner

INSTRUCTIONS: Simply print and cut out each pennant. (Printing on cardstock works best.) Have your little ones color the pennants. After coloring, use a craft knife to make a slit in the upper corners of each pennant. Slip ribbon or string through the slits to form a banner. Omit or add extra heart pennants to form your desired length.




WWW.PAGINGSUPERMOM.COM

© Copyright 2010, free for non-commercial use
All other rights reserved




WWW.PAGINGSUPERMOM.COM

© Copyright 2010, free for non-commercial use
All other rights reserved



WWW.PAGINGSUPERMOM.COM

© Copyright 2010, free for non-commercial use
All other rights reserved



WWW.PAGINGSUPERMOM.COM

© Copyright 2010, free for non-commercial use
All other rights reserved