












GLOW BUBBLE LABELS

INSTRUCTIONS: Print template on a full-sheet label. Cut out front and back labels and adhere on set to each bubble bottle. You can cut out using a 1.5-inch square paper punch. Get the DIY Glow Bubbles recipe at PagingSupermom.com

GLOW BUBBLES	GLOW BUBBLES	BELONGS TO: 	BELONGS TO: 
GLOW BUBBLES	GLOW BUBBLES	BELONGS TO: 	BELONGS TO: 
GLOW BUBBLES	GLOW BUBBLES	BELONGS TO: 	BELONGS TO: 
GLOW BUBBLES	GLOW BUBBLES	BELONGS TO: 	BELONGS TO: 
GLOW BUBBLES	GLOW BUBBLES	BELONGS TO: 	BELONGS TO: 