




# Turkey Tambourine Face Template



INSTRUCTIONS: Print the template in color and cutout the face pieces to assemble the face of your Turkey Tambourine. Alternatively, print out the template in black and white, then trace and cut each piece from colored craft paper. See full instructions for the Turkey Tambourine at [PagingSupermom.com](http://PagingSupermom.com)



turkey head  
(brown)



turkey beak  
(orange)



turkey waddle  
(red)



[WWW.PAGINGSUPERMOM.COM](http://WWW.PAGINGSUPERMOM.COM)

© Copyright 2012, free for non-commercial use  
All other rights reserved