


Pirate's Spyglass Wrap

INSTRUCTIONS: Print out the template on regular paper. Cut out the striped pattern, apply glue stick to the back, then wrap around a paper towel roll to create your Pirate's Spyglass. To make binoculars, cut in half and wrap around two toilet paper rolls then glue the rolls together.




WWW.PAGINGSUPERMOM.COM

© Copyright 2010, free for non-commercial use
All other rights reserved

Pirate Eye Patch Template

INSTRUCTIONS: Print out this template on regular paper. Place on top of **black craft foam** and trace over the eye patch with a pencil or pen, pressing hard enough to leave an impression on the foam. Remove paper template and cut out the traced patch. Take a cut out patch and use a **craft knife** to create a half-inch slit on the top at either side. Cut **black elastic cording** (available in the jewelry section of most craft stores) to the correct size to fit around your child's head. Since it is stretchy, you'll want to cut the string a tad small so it will stay put on their head. String the elastic through the patch and tie off with a knot.



WWW.PAGINGSUPERMOM.COM

© Copyright 2010, free for non-commercial use
All other rights reserved

Pirate Party Toppers/Stickers

INSTRUCTIONS: This same template can be used to make both Cupcake Toppers and Stickers to decorate cups and party favors. For toppers, print out on cardstock. For stickers, print on a full-sheet label. Cut out using a 2 to 2.5-inch circle or square paper punch. The stickers are ready to use. To finish the toppers hot glue the punched-out graphic to a toothpick, stirrer stick or skewer.







WWW.PAGINGSUPERMOM.COM

© Copyright 2010, free for non-commercial use
All other rights reserved

Pirate Jello Sails

INSTRUCTIONS: Print on regular paper. Cut out the striped pirate ship sails. Using a craft knife (or small hole punch), slit (or punch) the top center and bottom center to make space for the toothpick. Thread a toothpick through the slits. Carefully stick toothpick in orange slice then set on top of blue jello cups.



WWW.PAGINGSUPERMOM.COM

© Copyright 2010, free for non-commercial use
All other rights reserved